

Let's Walk to School!


Walking Safety Coloring
and Activity Book



Take one step,
then take two.
Walking to school
is easy to do.



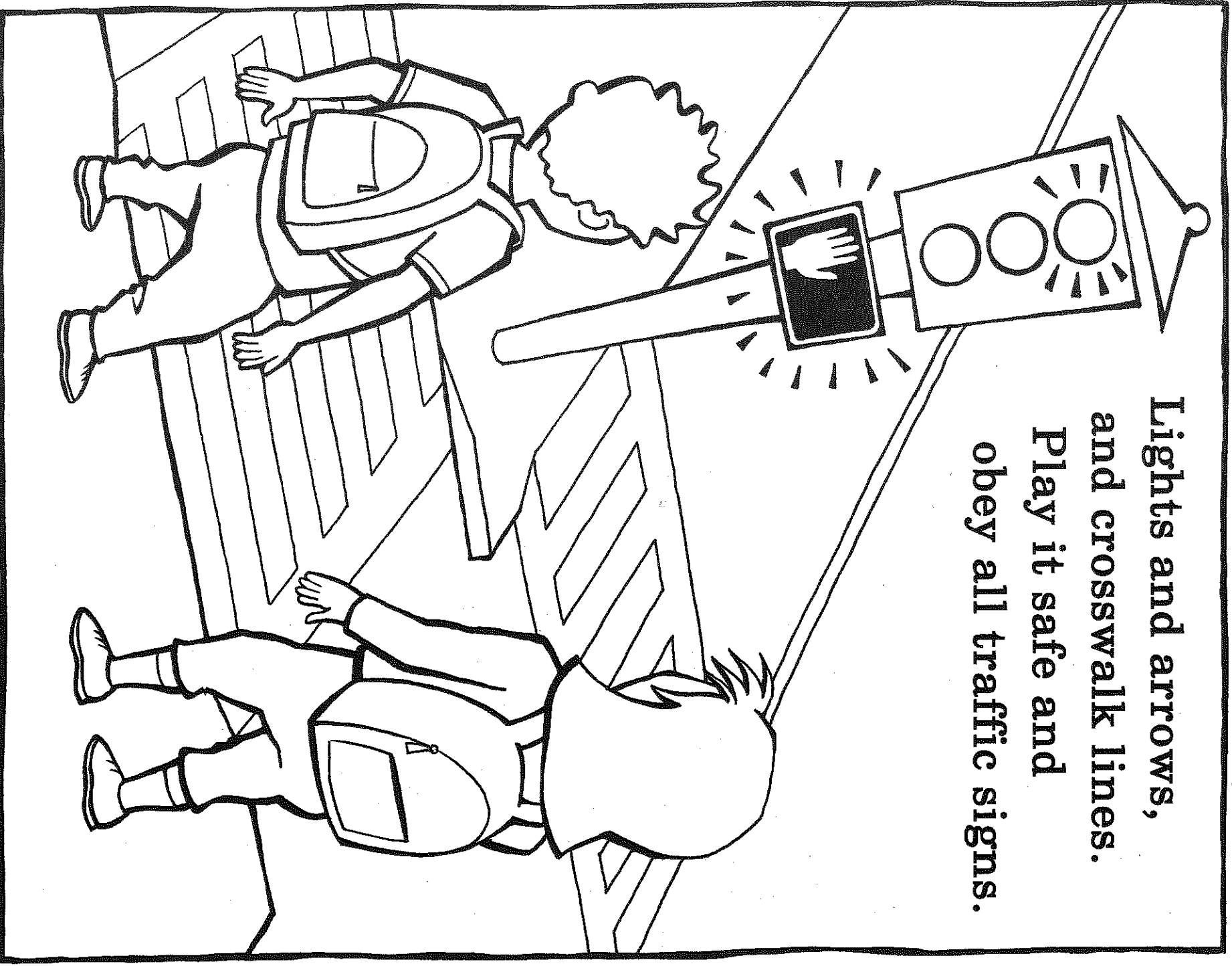
A neighbor, a friend,
mom, dad, sis or brother.
Getting to school is more fun,
when you walk with another.






**The sidewalk's the safest,
if there's one to be found.
But walk facing traffic
when no sidewalk is around.**


Lights and arrows,
and crosswalk lines.
Play it safe and
obey all traffic signs.



**Stop at all stop signs,
and make sure your eyes meet,
with any driver that's stopped,
before you cross the street.**




Look left, right and left again,
before you move your feet.
Then walk, don't run,
across the street.




Follow the example
of our friend Gus.
Cross at least ten feet
in front of a bus.





When you walk to school,
oh the things that you'll see!
A bumble bee. A big tall tree.
A man in a hat. A fluffy cat.
A robin's nest. A safety vest.
A cloudy sky.
A butterfly.



ACTIVITY

What kinds of things do you
see on your walk to school?

Draw what you see in the boxes below.


a person

a building

a plant

something else

Lights that blink.
Reflectors with sheen.
Even in the dark
you'll be sure to be seen.



Pack an umbrella for rain.
Wear boots in the snow.
Prepare for the weather,
and you'll be set to go.



ACTIVITY

Walking Word Find

Can you find these
walking words?

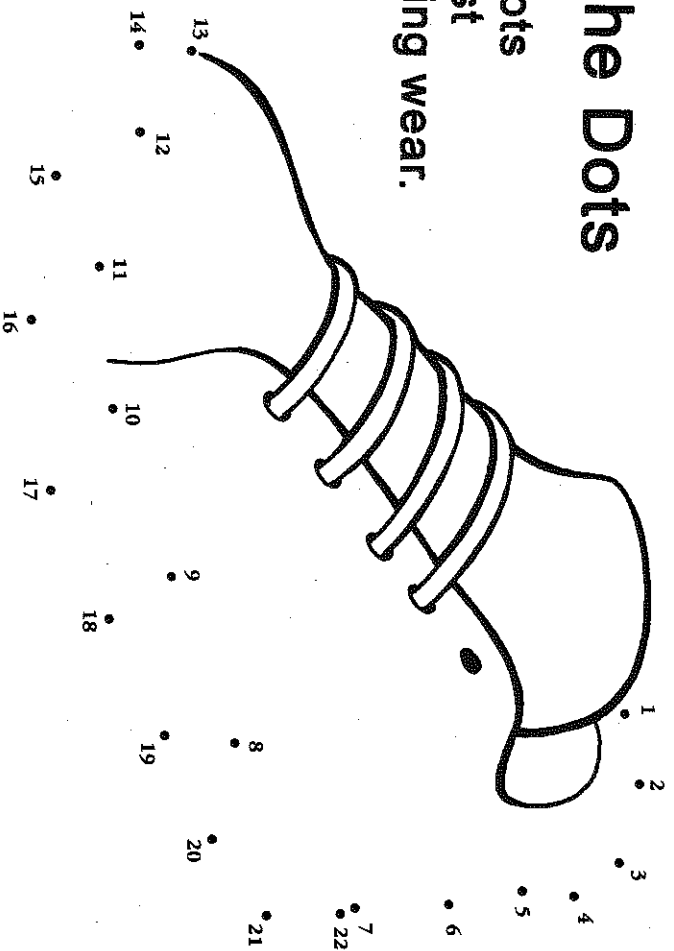
(going across or down)

pedestrian
shoes
safety
lights
step
sidewalk
reflector
crosswalk
route
traffic

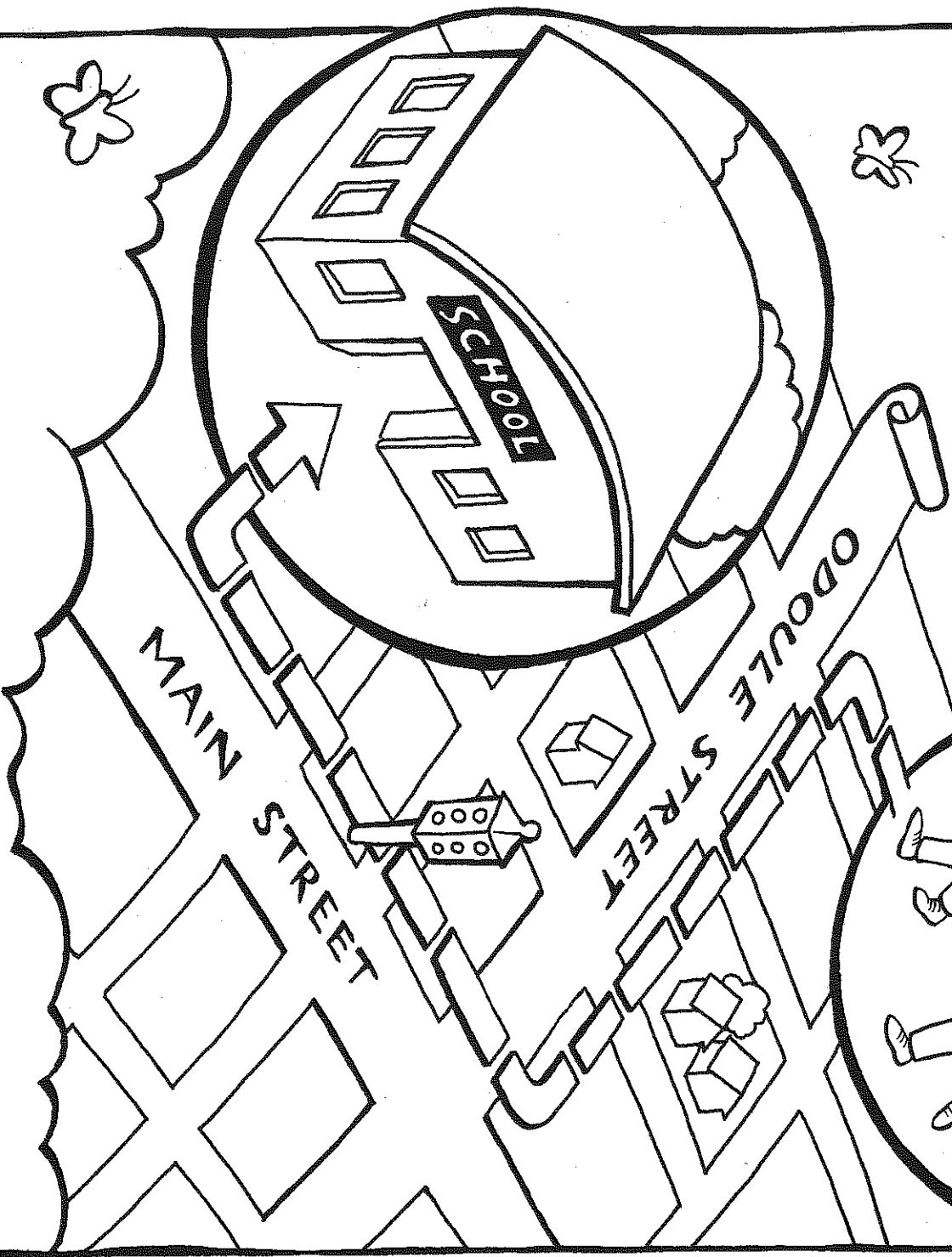

T	S	J	S	C	R	S	T	E	P
E	I	W	H	R	O	E	K	R	S
S	D	S	O	O	U	T	L	S	F
P	E	D	E	S	T	R	I	A	N
R	W	L	S	S	E	A	G	F	H
P	A	F	T	W	J	F	H	E	R
U	L	E	F	A	R	F	T	T	W
L	K	E	S	L	S	I	S	Y	I
C	Y	T	P	K	D	C	K	C	G
G	R	E	F	L	E	C	T	O	R

Connect the Dots

Connect the dots
to find the most
essential walking wear.



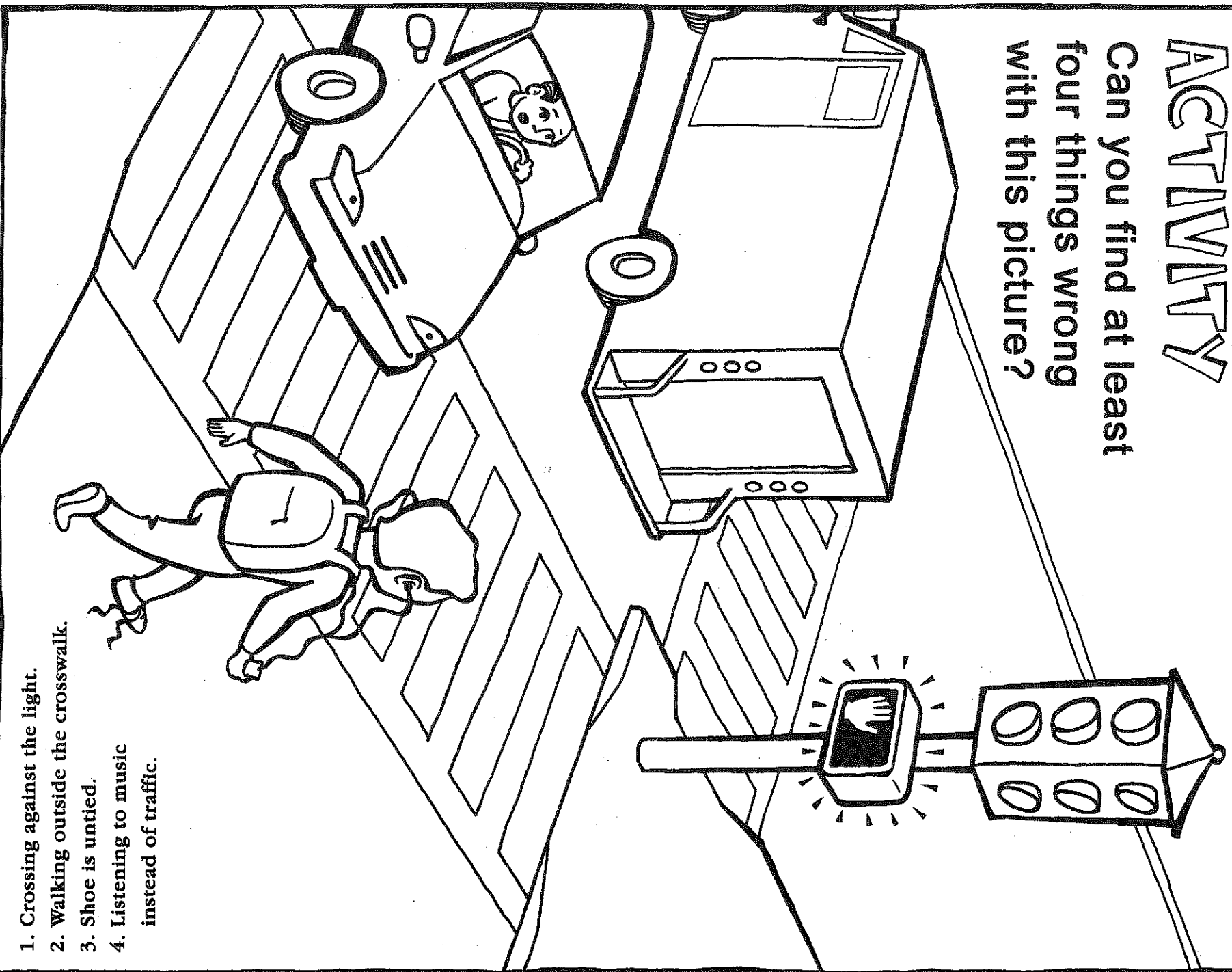
Wilma and Bart know
their way to school.
They take a left
onto O'Doule.



They walk for three blocks and then take a right,
walk one more block and wait for the light.
They cross at the corner and walk two blocks more.
Arriving by 8:00 at their school door.

ACTIVITY

Can you find at least
four things wrong
with this picture?



1. Crossing against the light.
2. Walking outside the crosswalk.
3. Shoe is untied.
4. Listening to music instead of traffic.

We made it to school.
We walked our way there.
We enjoyed the outside,
our friends and fresh air.

